

Council Member
Robert John Smith
District 8, Garland TX

February 14, 2019



Robert John Smith

- Elected May 6, 2017
- Graduate of UT Dallas
- Chief Technology Officer
- Proud Father
- Very Lucky Husband (according to April)





Section 255.003 of the Election Code provides as follows:

- An officer or employee of a political subdivision may not spend or authorize the spending of public funds for political advertising.
- This section does not apply to a communication that factually describes the purposes of a measure if the communication does not advocate passage or defeat of the measure.
- A person who violates this section commits an offense. An offense under this section is a Class A misdemeanor.



Timeline

Dec 2017

May 2018

Aug – Sep 2018

Aug 30, 2018

Oct 25, 2018

Sep – Dec 2018

Jan – Feb 2019

Feb 5, 2019

May 4, 2019

Process Started

Hired Consultant

Public Input

D8 Bond Roundtable

D8 Town Hall

Bond Study Committee

3 Public Hearings, Deliberation

Election Called

Municipal Election Date



Ballot Items / “Buckets”

Ballot Propositions



A: Streets and Transportation

\$123m



B: Public Safety

\$ 51m



C: Storm Drainage

\$ 47m



D: Parks and Recreation

\$118m



E: Libraries

\$ 21m



F: Economic Development

\$ 46m



G: Municipal Facilities

\$ 6m



H: Animal Shelter

\$ 12m

Q1: Does Prop A
pay for fixing my
residential street?
A1: Unlikely. Most
street repairs are
paid with cash
instead of debt

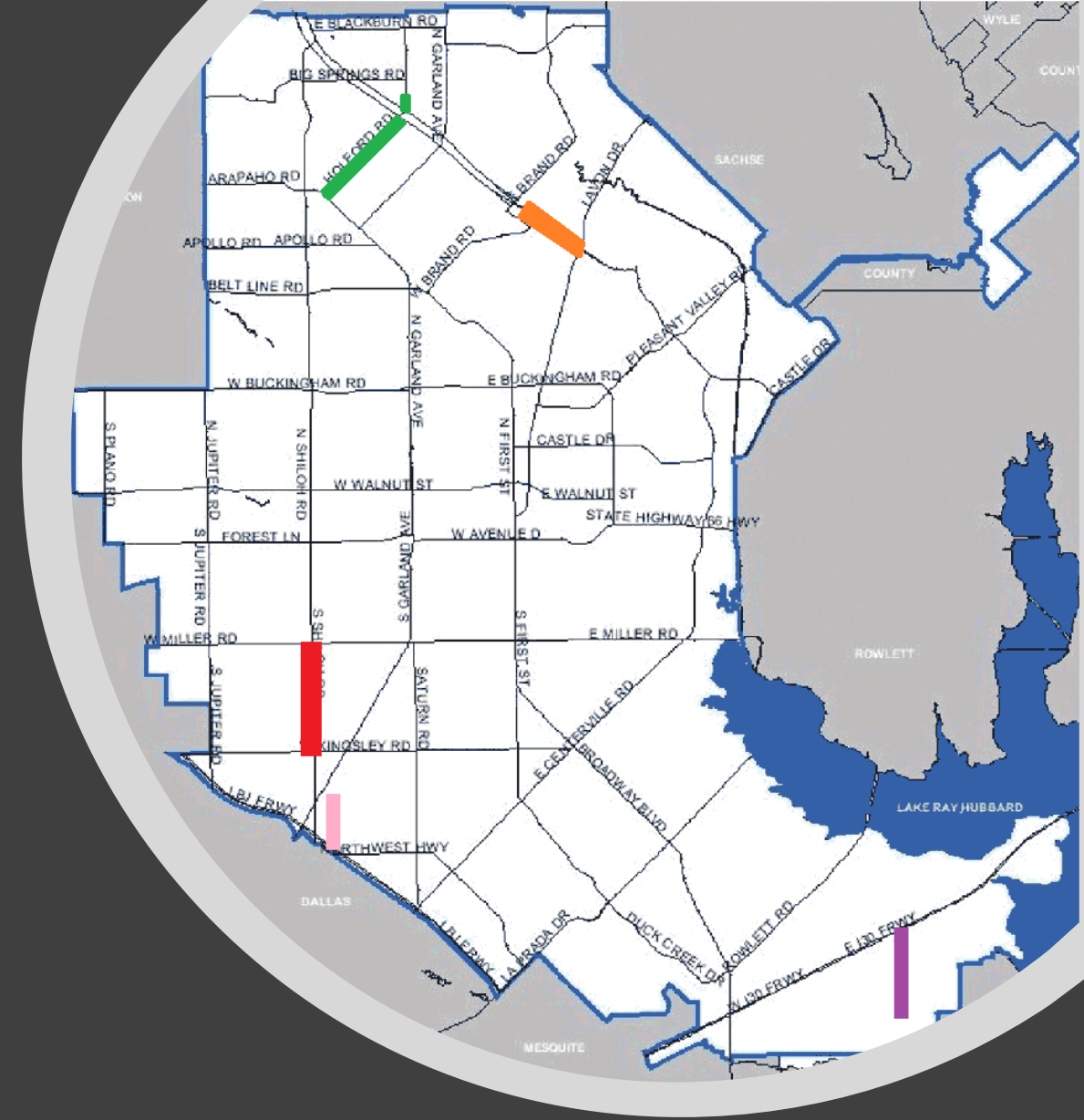
Streets \$123m

Bottleneck Improvements	\$14.0m
(Adding turn lanes, widening intersections)	
Safety Improvements	\$ 3.5m
(Median Shaping, Moving Traffic Signals and Stop Bars)	
Traffic Signals and Control Systems	\$ 7.5m
(Stop lights, Traffic Management Systems)	
Emergency Services Overrides	\$ 2.5m
(Opticom devices on top of the stoplight bars)	
Catalyst Areas	\$14.6m
(Downtown, IH-30, Medical District)	
Railroad Crossings	\$ 2.1m
New Alleys	\$ 3.5m
Sidewalks	\$ 9.0m

Complete Rebuilds / Expansions

Naaman School Rd (Orange)	\$32.6 m
Holford Rd (Green)	\$22.4 m
Lyons Rd (Purple)	\$10.9 m
Shiloh Rd - Kingsley to Miller (Red)	\$ 3.0 m*
Leon Rd (Pink)	\$ 2.3 m

* The RTC has contributed significantly to Shiloh Rd



Public Safety

\$51.35m

Fire

Stations 1, 6, 7 \$28m

Police

Evidence Room \$18m

Shooting Range \$ 3m

Station Security \$ 2m

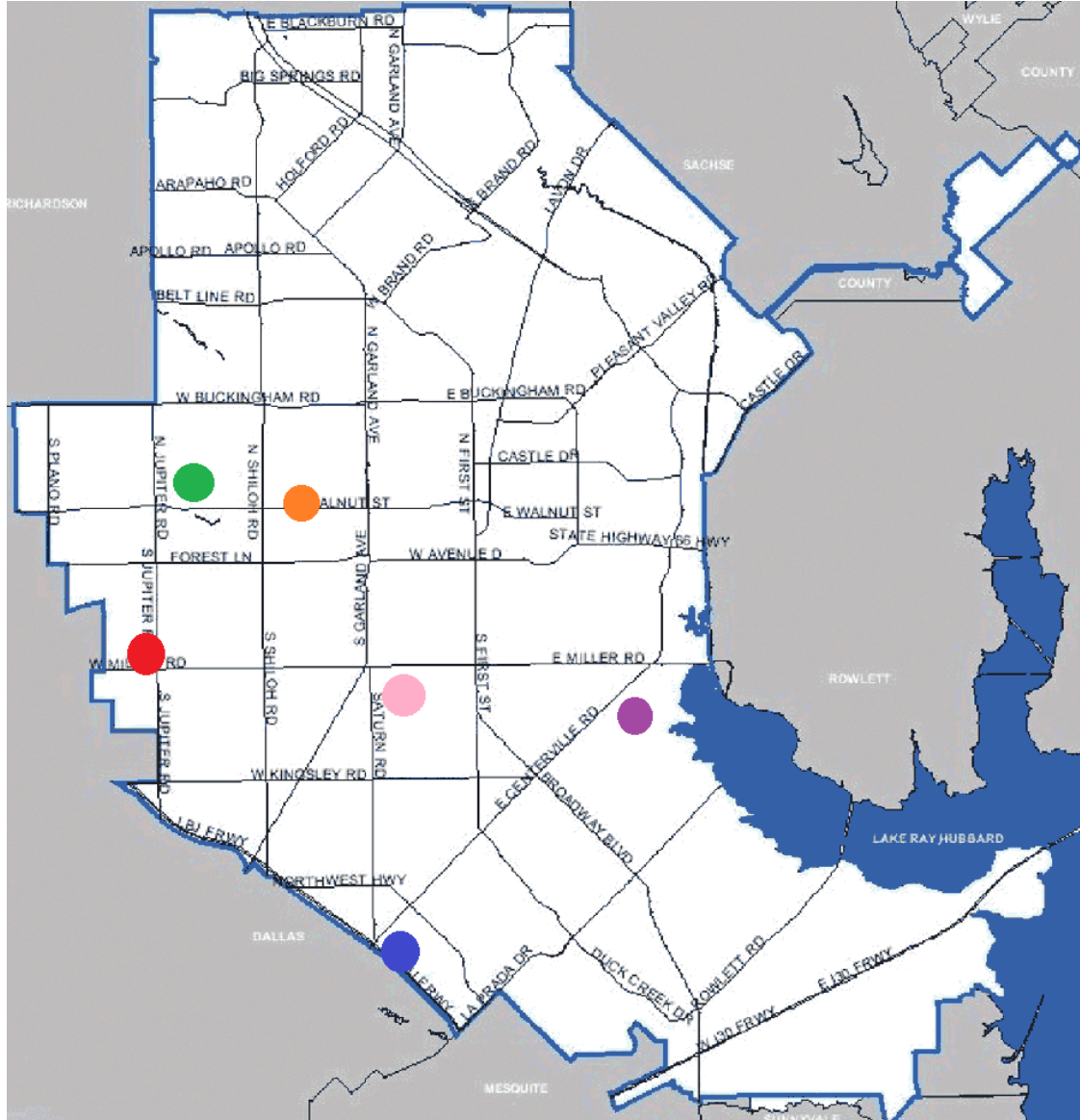




PROGRAMS

Drainage + Streets	\$700k
Drainage 50/50 Program	\$1.8m
Local Flooding Program	\$2.5m
Flood-Prone Properties	\$4.0m

Storm Drainage \$47.35m



Storm Drainage Target Areas

- Garvon West (Red) \$10m
- Country Club Park (Purple) \$3.5m
- Lakewood Addition (Orange) \$3.5m
- Western Heights No 4 (Green) \$1.0m
- Montclair No 2, No 3 (Blue) \$4.2m
- Saturn Springs Estates (Pink) \$10m



Parks \$117.75m

Programs \$31.5m

- Sports Field Renovations (1m/yr)
- Parking and Park Roads (1.5m/yr)
- Playground Replacement (1m/yr)
- Trail Development (1m/yr)*

* Dallas county usually cost-shares



Projects

\$86.25m

- Lighting at Winters Park \$2 m*
- City-wide Aquatics \$20 m
- Catalyst Area Improvements \$15 m
- Holford Rec Center Rebuild \$24 m
- Audubon Rec Center Minor Reno \$3.3 m
- Hollabaugh Rec Center Completion \$8.0 m
- Garland Senior Activity Center \$4.0 m
- Rick Oden Park Overhaul \$10 m

* GP&L would contribute roughly \$1.5m as well



Libraries \$21m

Walnut Creek Branch Library \$10.9m

Upgrades to North/South/Central \$10.1m





Economic Development
\$46m

Land Acquisition and Parcel
Assemblage Program

\$14m

Neighborhood Vitality Program –
\$7m

Revitalization of Retail, Commercial,
and Shopping Centers /
Redevelopment of Commercial
Corridors, Retail Centers, Multi-
family, and Industrial Areas

\$25m



Municipal Buildings
\$6m

Streets HQ and Sign Shop Remodel

- Reconfiguration of Space
- Asbestos Abatement



Animal Shelter \$12m

Current Facility:

- Built in 1965
- Indoor / Outdoor Design
- Sewage Issues

New Facility:

- Would combine adoption center / shelter ops
- On Hwy 66
- Priced to be built in Year 1



Tax Rate Impact

Bond Items

Q&A

Math (Sorry)



**CURRENT TAX RATE:
70.46 CENTS / \$100
(39.40 O&M, 31.06
DEBT SERVICE)**



**PROGRAMS AND
PROJECTS:
\$384,235,065
INFLATION /
ESCALATION /
CONTINGENCY:
\$39,443,106
TOTAL:
\$423,678,171**



**10 YR
IMPLEMENTATION:
+8.5 CENTS/\$100**



**7 YR
IMPLEMENTATION:
+9.5 CENTS/\$100**

TAX IMPACT IF THE FULL BOND PACKAGE IS APPROVED

10 YR, 8.5 CENT INCREASE

HOME VALUE	NO EXEMPTIONS		HOMESTEAD		HOMESTEAD + SENIOR	
	ANNUAL	MONTHLY	ANNUAL	MONTHLY	ANNUAL	MONTHLY
\$ 50,000.00	\$ 42.50	\$ 3.54	\$ 39.10	\$ 3.26	\$ -	\$ -
\$ 75,000.00	\$ 63.75	\$ 5.31	\$ 58.65	\$ 4.89	\$ 15.30	\$ 1.28
\$ 100,000.00	\$ 85.00	\$ 7.08	\$ 78.20	\$ 6.52	\$ 34.85	\$ 2.90
\$ 125,000.00	\$ 106.25	\$ 8.85	\$ 97.75	\$ 8.15	\$ 54.40	\$ 4.53
\$ 150,000.00	\$ 127.50	\$ 10.63	\$ 117.30	\$ 9.78	\$ 73.95	\$ 6.16
\$ 175,000.00	\$ 148.75	\$ 12.40	\$ 136.85	\$ 11.40	\$ 93.50	\$ 7.79
\$ 182,000.00	\$ 154.70	\$ 12.89	\$ 142.32	\$ 11.86	\$ 98.97	\$ 8.25
\$ 200,000.00	\$ 170.00	\$ 14.17	\$ 156.40	\$ 13.03	\$ 113.05	\$ 9.42
\$ 225,000.00	\$ 191.25	\$ 15.94	\$ 175.95	\$ 14.66	\$ 132.60	\$ 11.05
\$ 250,000.00	\$ 212.50	\$ 17.71	\$ 195.50	\$ 16.29	\$ 152.15	\$ 12.68
\$ 275,000.00	\$ 233.75	\$ 19.48	\$ 215.05	\$ 17.92	\$ 171.70	\$ 14.31
\$ 300,000.00	\$ 255.00	\$ 21.25	\$ 234.60	\$ 19.55	\$ 191.25	\$ 15.94
\$ 325,000.00	\$ 276.25	\$ 23.02	\$ 254.15	\$ 21.18	\$ 210.80	\$ 17.57
\$ 350,000.00	\$ 297.50	\$ 24.79	\$ 273.70	\$ 22.81	\$ 230.35	\$ 19.20
\$ 375,000.00	\$ 318.75	\$ 26.56	\$ 293.25	\$ 24.44	\$ 249.90	\$ 20.83
\$ 400,000.00	\$ 340.00	\$ 28.33	\$ 312.80	\$ 26.07	\$ 269.45	\$ 22.45

OBLIGATORY SPREADSHEET 1

TAX IMPACT IF THE FULL BOND PACKAGE IS APPROVED
7 YR, 9.5 CENT INCREASE


HOME VALUE	NO EXEMPTIONS		HOMESTEAD		HOMESTEAD + SENIOR	
	ANNUAL	MONTHLY	ANNUAL	MONTHLY	ANNUAL	MONTHLY
\$ 50,000.00	\$ 47.50	\$ 3.96	\$ 43.70	\$ 3.64	\$ -	\$ -
\$ 75,000.00	\$ 71.25	\$ 5.94	\$ 65.55	\$ 5.46	\$ 17.10	\$ 1.43
\$ 100,000.00	\$ 95.00	\$ 7.92	\$ 87.40	\$ 7.28	\$ 38.95	\$ 3.25
\$ 125,000.00	\$ 118.75	\$ 9.90	\$ 109.25	\$ 9.10	\$ 60.80	\$ 5.07
\$ 150,000.00	\$ 142.50	\$ 11.88	\$ 131.10	\$ 10.93	\$ 82.65	\$ 6.89
\$ 175,000.00	\$ 166.25	\$ 13.85	\$ 152.95	\$ 12.75	\$ 104.50	\$ 8.71
\$ 182,000.00	\$ 172.90	\$ 14.41	\$ 159.07	\$ 13.26	\$ 110.62	\$ 9.22
\$ 200,000.00	\$ 190.00	\$ 15.83	\$ 174.80	\$ 14.57	\$ 126.35	\$ 10.53
\$ 225,000.00	\$ 213.75	\$ 17.81	\$ 196.65	\$ 16.39	\$ 148.20	\$ 12.35
\$ 250,000.00	\$ 237.50	\$ 19.79	\$ 218.50	\$ 18.21	\$ 170.05	\$ 14.17
\$ 275,000.00	\$ 261.25	\$ 21.77	\$ 240.35	\$ 20.03	\$ 191.90	\$ 15.99
\$ 300,000.00	\$ 285.00	\$ 23.75	\$ 262.20	\$ 21.85	\$ 213.75	\$ 17.81
\$ 325,000.00	\$ 308.75	\$ 25.73	\$ 284.05	\$ 23.67	\$ 235.60	\$ 19.63
\$ 350,000.00	\$ 332.50	\$ 27.71	\$ 305.90	\$ 25.49	\$ 257.45	\$ 21.45
\$ 375,000.00	\$ 356.25	\$ 29.69	\$ 327.75	\$ 27.31	\$ 279.30	\$ 23.28
\$ 400,000.00	\$ 380.00	\$ 31.67	\$ 349.60	\$ 29.13	\$ 301.15	\$ 25.10

OBLIGATORY SPREADSHEET 2

Taxes Q&A

2019 Municipal Election

ELECTION DAY, SATURDAY MAY 4th



VOTE!

A large, 3D graphic of the word "VOTE!" in a bold, sans-serif font. The letters are stylized with a metallic, reflective texture. The colors are inspired by the American flag: the 'V' and 'O' feature blue, white, and red sections, with a white star on the 'V'. The 'T', 'E', and the exclamation mark are primarily silver with red accents at the bottom. The letters have a slight shadow, giving them a three-dimensional appearance.

Email: council8@garlandtx.gov

Mobile: 469.223.4723

Website: robertjsmithtx.com

Bond Tax Calculator:

<http://www.robertjsmithtx.com/bond/>

